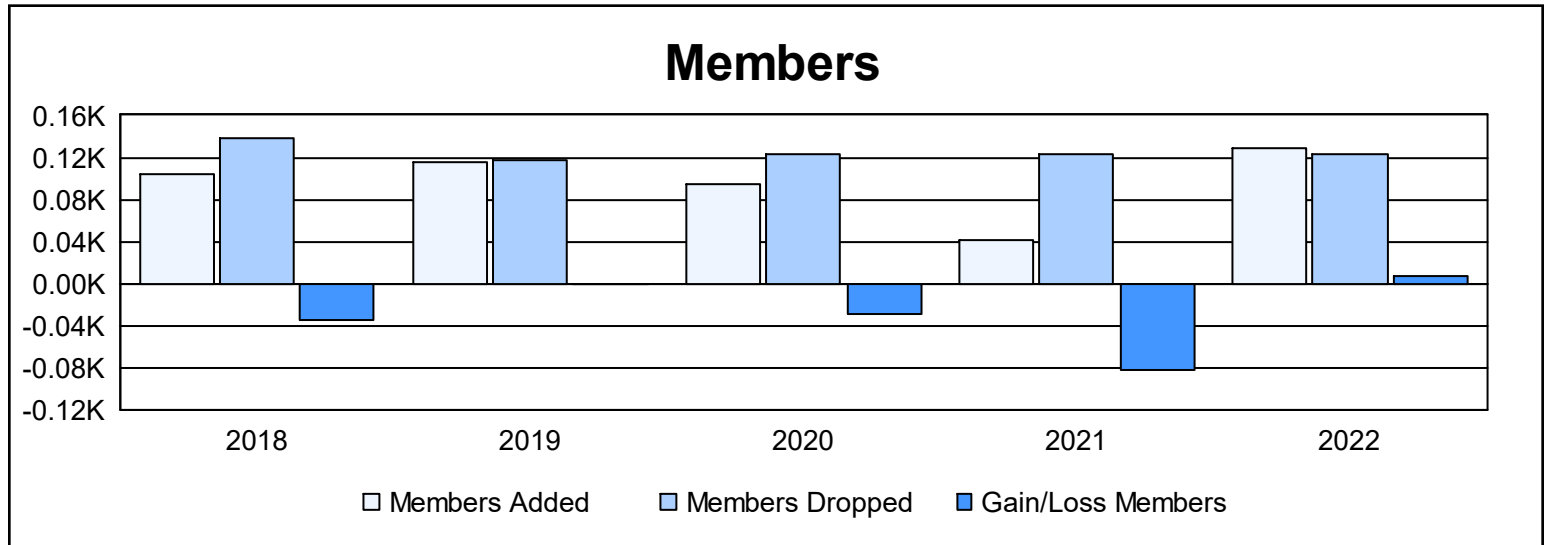
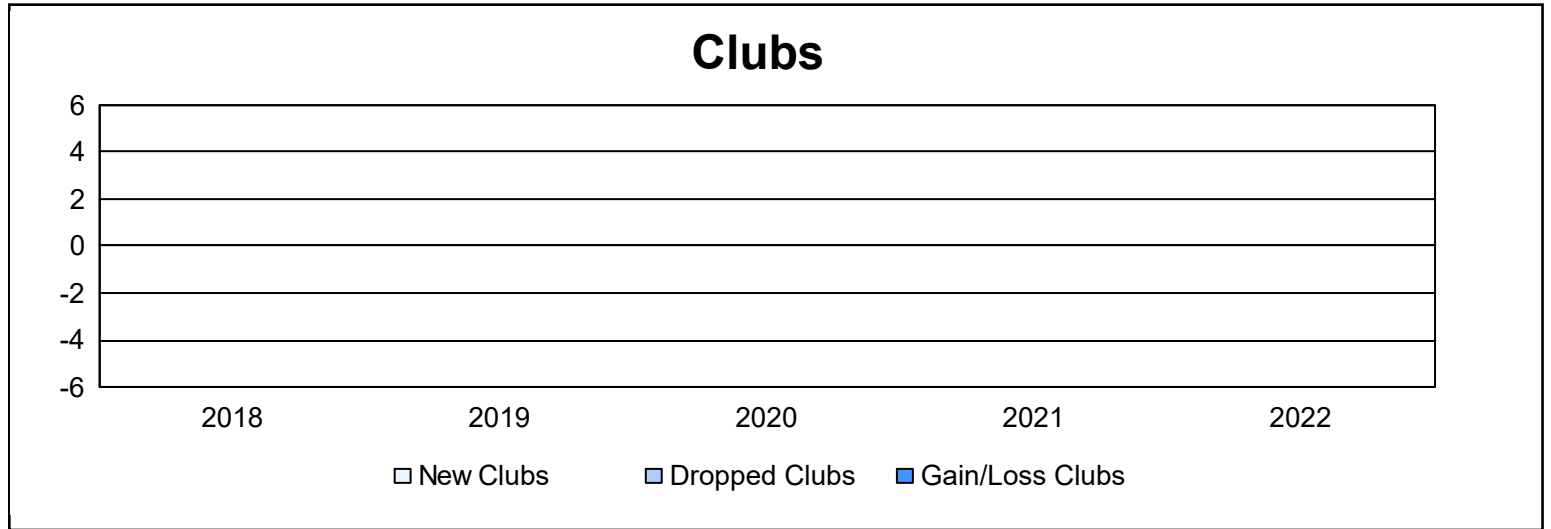
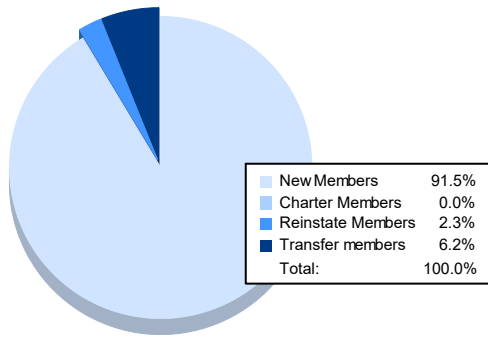


| Year           | New Clubs | Dropped Clubs | Gain/ Loss Clubs | New Members | Charter Members | Reinstate Members | Transfer Members | Total Member Added | Total Members Dropped | Gain/ Loss Members |
|----------------|-----------|---------------|------------------|-------------|-----------------|-------------------|------------------|--------------------|-----------------------|--------------------|
| 2017-2018      | 0         | 0             | 0                | 96          | 0               | 4                 | 3                | 103                | 138                   | -35                |
| 2018-2019      | 0         | 0             | 0                | 105         | 0               | 3                 | 8                | 116                | 117                   | -1                 |
| 2019-2020      | 0         | 0             | 0                | 91          | 0               | 0                 | 3                | 94                 | 123                   | -29                |
| 2020-2021      | 0         | 0             | 0                | 36          | 1               | 4                 | 0                | 41                 | 123                   | -82                |
| 2021-2022      | 0         | 0             | 0                | 118         | 0               | 3                 | 8                | 129                | 122                   | 7                  |
| <b>Average</b> | <b>0</b>  | <b>0</b>      | <b>0</b>         | <b>89</b>   | <b>0</b>        | <b>3</b>          | <b>4</b>         | <b>97</b>          | <b>125</b>            | <b>-28</b>         |



### Membership Composition June 2022 Cumulative



### Gender Composition June 2022 Cumulative

